



Real Growth Commercial Enterprises Ltd.  
(CIN-L70109DL1995PLC064254)

February 14, 2019

BSE Limited  
25<sup>th</sup> Floor, P.J. Towers, Dalal Street,  
Fort, Mumbai – 400001

**Sub – Outcome of Board Meeting held on February 14<sup>th</sup>, 2019**

**Ref – Scrip Code – 539691**

Dear Sir,

Please find below the Outcome of the Meeting of the Board of Directors held on today i.e February 14<sup>th</sup> 2019 at 03:00 p.m. and Concluded at 06:25 p.m.

1. The Board of Directors of the Company have reviewed the unaudited financial results of the Company for the Quarter Ended December 31<sup>st</sup> 2018.
2. The Board of Directors of the company took note of the Limited Review Report presented by the Auditors of the Company M/s AD Gupta and Associates, Chartered Accountants (Firm's Registration No. 018763N) for the Quarter Ended December 31<sup>st</sup>, 2018.

A Copy of the Unaudited Financial Results alongwith Limited Review Report for the Quarter ended December 31<sup>st</sup>, 2018 is attached herewith.


Kindly note the same and acknowledge the receipt.


Thanking You,

for REAL GROWTH COMMERCIAL ENTERPRISES LIMITED

  
(Shivani Gautam)

Company Secretary and Compliance Officer  
FCS 8884





## LIMITED REVIEW REPORT FOR COMPANIES (OTHER THAN BANKS)

To the Board of Directors of  
**REAL GROWTH COMMERCIAL ENTERPRISES LIMITED**

1. We have reviewed the accompanying statement of un-audited financial results (the Statement) of **REAL GROWTH COMMERCIAL ENTERPRISES LIMITED** for the quarter ended 31<sup>st</sup> December, 2018, (the statement), being submitted by company pursuant to the requirement of Regulation 33 of the SEBI (Listing Obligations and Disclosure Requirements) Regulations, 2015 read with SEBI Circular No. CIR/CFD/FAC/62/2016 dated July 5, 2016.
2. This statement is the responsibility of the company's management and has been approved by the Board of Directors, has been prepared in accordance with the recognition and measurement principles laid down in Indian Accounting Standard 34 "Interim Financial Reporting" ("Ind AS 34") prescribed under Section 133 of the Companies Act, 2013 (the "Act"), read with relevant rules issued thereunder and other accounting principles generally accepted in India. Our responsibility is to issue a report on the Statement based on our review.
3. We conducted our review in accordance with the standalone review engagement (SRE) 2410, review of interim financial information performed by the independent auditor of the entity issued by the Institute of Chartered Accountants of India. This standard requires that we plan and perform the review to obtain moderate assurance as to whether the statements are free of material misstatement(s). A review is limited primarily to enquiries of company personnel and analytical procedure applied to financial data and thus provides less assurance than an audit. We have not performed an audit and, accordingly, we do not express an audit opinion.
4. Based on our review conducted as above, nothing has come to our attention that causes us to believe that the accompanying statement, prepared in accordance with recognition and measurement principles laid down in the applicable Indian Accounting Standards i.e. Ind AS prescribed under Section 133 of the Companies Act, 2013, read with relevant rules issued thereunder and other recognized accounting practices and policies has not disclosed the information required to be disclosed in terms of Regulation 33 of the SEBI (Listing Obligations and Disclosure Requirements) Regulations, 2015 read with its circular no. CIR/CFD/CMD/15/2015 dated November, 30, 2015 and SEBI circular no. CIR/CFD/FAC/62/2016 dated 5<sup>th</sup> July, 2016, including the manner in which it is to be disclosed, or that it contains any material misstatement except as stated in Para 5 below:
5. We draw attention to the following matters:
  - (i) The company has adopted the Ind AS for the financial year commencing from April 1, 2017 and accordingly, the statement has been prepared by the Company's Management in compliance with Ind AS.



- (ii) We were neither engaged to review, nor have we reviewed the comparative figures including the reconciliation of the total comprehensive Income for the quarter ended on December 31, 2017 and accordingly we do not express any conclusion on the results in the Statement for the quarter ended December 31, 2018. That our comparative impact in Other Comprehensive income on account of actuarial valuation on employee's benefits for the quarter ended December 31, 2017 has not been computed and separate disclosed in the results.
- (iii) That we wish to state that the company is in receipt of intimation from Bombay Stock Exchange that name of the company appeared under the list of shell companies. As represented to us the necessary submissions as desired are being filed by the company with the exchange and proceedings are still under process as on the date of this report.
- (iv) That appropriate measures need to be taken with regards to the payment and filing of outstanding statutory returns under the Income Tax and Goods and Service Tax Act. Further, the advances/recoverable including share application money have been represented to be fully realizable and according to the management no provision has been made against the same.

M/s AD Gupta & Associates  
Chartered Accountants  
Firm Registration No. 018763N

  
(Amit Gupta)  
Membership No - 500134

Place: Delhi  
Date: 14.02.2019

Real Growth Commercial Enterprises Ltd.

(Regd. Office:- 1601, RG Trade Tower, Plot No. B-7, Netaji Subhash Place, Pitampura New Delhi North West DL 110034.)

Figures in Laacs(₹)

Sr. No.	Particulars	For The Quarter Ended						For Year Ended	
		Dec 31, 2018		Sept 30, 2018		Dec 31, 2017		March 31st, 2018	
		Unaudited	Unaudited	Unaudited	Unaudited	Unaudited	Unaudited	Unaudited	Audited
1	Income								
a	Revenue from Operations	5,576.21	5,176.21	4,352.33	16,057.92	12,407.94	19,895.47		
b	Other Income	33.44	29.14	32.75	91.96	113.75	138.45		
	Total Income	5,594.82	5,205.35	4,385.08	16,149.89	12,521.69	20,033.92		
2	Expenses								
a	Cost of Material Consumed			5.00		5.00			
b	Purchase of Stock in Trade	5,459.00	4,934.65	4,272.67	15,808.28	12,362.32	19,995.78		
c	Change in Inventories of Finished Goods, Work In Progress and Stock in Trade	72.83	80.92	22.33	(130.32)	46.71	(804.35)		
d	Employees Benefit Expenses	29.75	16.71	12.39	53.31	38.35	48.11		
e	Finance Cost	137.26	106.15	144.11	298.31	460.26	613.75		
f	Depreciation and Amortisation Expenses	0.19	0.19	0.20	0.58	0.58	0.78		
g	Other Expenses	6.37	8.60	7.31	25.14	39.61	58.40		
	Total Expenses	5,529.45	5,147.22	4,594.00	16,058.81	12,552.82	19,917.48		
3	Profit/(Loss) from Operations before exceptional items and Tax(1-2)	55.37	58.14	(8.92)	96.58	(131.13)	116.44		
4	Exceptional Items Loss/(Gain)								
5	Profit/(Loss) Before Tax (3-4)	65.37	58.14	(8.92)	96.58	(131.13)	116.44		
6	Tax Expenses:								
a	Current Tax & Previous Year Tax/(Reversal)	19.51	6.07		25.68		68.33		
b	Deferred Tax	26.42	(24.12)	0.58	(5.86)	0.39	(49.32)		
7	Net Profit/(Loss) for the period after tax (5-6)	19.34	76.18	(9.50)	76.75	(131.53)	97.44		
8	Other Comprehensive Income					0.63			
	(f) Items that will not be reclassified to Profit or Loss	0.00	(0.00)						(1.18)
	- Remeasurement of post-employment benefit obligation								
	- Income Tax relating to items that will not be reclassified to Profit or Loss								
9	Total Comprehensive Income (7+8)	19.34	76.18	(8.87)	76.75	(130.90)	96.25		
	Paid up Equity Share Capital (rs.10 Each)	400.00	400.00	400.00	400.00	400.00	400.00		
10	Earning per share(of rs.10 each) (refer note 4)								
a)	Basic	0.48	1.90	(0.24)	1.92	(3.29)	2.44		
b)	Diluted	0.48	1.90	(0.24)	1.92	(3.29)	2.44		


1. The above results for the Nine months ended 31st December, 2018 were reviewed by the Audit Committee and approved by the Board of Directors at their respective meetings held on 14th February 2019. The Statutory Auditors have expressed an unmodified opinion on the aforesaid results.

2. The above financial results have been prepared in accordance with the Companies (Indian Accounting Standard) Rules, 2015 (Ind AS), as prescribed under Section 133 of the Companies Act, 2013 and recognised accounting practices and the policies to the extent applicable.

3. Adoption of Ind AS 115 "Revenue from Contracts with Customers"

The Ministry of Corporate Affairs (MCA), on 28th March, 2018, notified Ind AS 115 "Revenue from Contracts with Customers" as part of the Companies (Indian Accounting Standards) Amendment Rules, 2018. The new standard is effective for accounting period beginning on or after 1st April, 2018. The adoption of Ind AS 115 by the Company effective 1st April, 2018 has no significant impact on the financial results for the quarter ended 31st Dec., 2018.

4. Earning per share is not annualized for the quarter ended 31st December, 2018, quarter ended 30th September, 2018 and quarter ended 31st December, 2017.



Real Growth Commercial Enterprises Ltd.  
(Regd. Office:- 1601, RG Trade Tower, Plot No. B-7, Metaji Subhash Place, Pitampura New Delhi North West DL 110034.)

5. Segment wise Revenue, Results, Assets and Liabilities for the period ended December 31, 2018:

Sr. No.	Particulars	For the Quarter Ended				Nine Months Ended		For Year Ended	
		Dec 31, 2018		Sept 30, 2018		Dec 31, 2017		March 31st, 2018	
		Unaudited	Unaudited	Unaudited	Unaudited	Unaudited	Unaudited	Audited	Audited
1	Segment Revenue	5,551.37	5,176.21	4,243.33	16,057.92	12,269.94	19,757.47	145.56	
	Trading	1.21	1.21	109.00	3.80	138.00	19,903.03		
	Real Estate	32.23	27.92	4,352.33	16,149.89	12,407.94	19,903.03		
	Unallocated	5,394.82	5,205.34	4,352.33	16,149.89	12,407.94	19,903.03		
	Total Segment Revenue	5,594.82	5,205.34	4,352.33	16,149.89	12,407.94	19,903.03		
	Less: Inter Segment Revenue								
	Net Sales/Income From Operations	163.10	163.02	39.91	365.09	204.79	600.41	84.31	
		(5.04)	1.21	80.77	(2.89)	84.32	84.31		
2	Segment Results (Profit before Interest Costs and Tax)			28.06	362.19	371.63	684.52		
	Trading			148.77			684.52		
	Real Estate	157.06	164.24	148.77	362.19	371.63	613.76		
	Unallocated	157.06	164.24	148.77	298.31	460.26	(45.68)		
	Total Segment Results	107.26	106.15	13.59	(32.69)	42.51	116.44		
	Less: Inter Segment Results	(15.56)	(0.09)	(8.33)	96.58	(131.14)	116.44		
	Net Segment Results	65.37	58.13	(8.33)	96.58	(131.14)	116.44		
	Less: (i) Interest								
	(ii) Other Un allocable Expenditure net of Unallocable Income								
	Profit/(loss) after Interest Cost but before Exceptional Items	65.37	58.13	(8.99)	96.58	(131.14)	116.44		
	Exceptional Items								
	Total Profit/(loss) before tax	9,594.20	9,378.10	9,855.49	9,594.20	9,859.49	8,959.65		
		560.21	659.26	686.57	680.21	686.57	705.24		
3	Segment Assets	535.84	547.60	318.75	566.84	318.75	520.43		
	Trading								
	Real Estate	10,821.25	10,584.96	10,864.82	10,821.25	10,864.82	10,185.31		
	Unallocated								
	Total Segment Assets	6,437.15	6,258.36	7,211.11	6,437.15	7,211.11	5,986.51		
		578.16	547.71	152.19	578.16	192.19	389.38		
4	Segment Liabilities	2,154.08	2,176.75	2,131.33	2,194.08	2,131.33	2,274.32		
	Trading								
	Real Estate	9,208.39	8,992.82	9,534.63	9,209.39	9,534.63	8,650.21		
	Unallocated								
	Total Segment Liabilities	9,208.39	8,992.82	9,534.63	9,209.39	9,534.63	8,650.21		

6. Previous figures have been re-grouped / rearranged in accordance with the revised Schedule III of the Companies Act, 2013 wherever required



*(Signature)*

Place: Delhi  
Date: 14.02.2019